



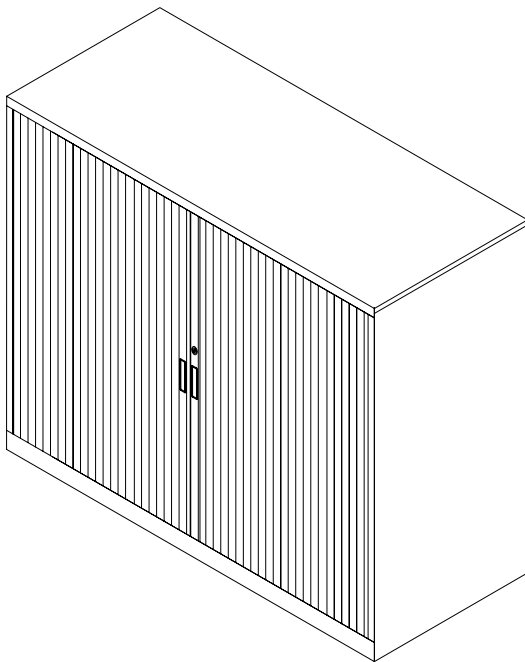
S-Series SM Tambour Door

Polypropylene

Made to the high quality standards you have come to expect, the S-Series Tambour Cabinet is our most economical storage option.

A two-door general-purpose storage solution, the S-Series Tambour Door Cabinet has retractable doors, which make it suitable for high-traffic areas with restricted space. Optional aluminum doors allow the door colour to match the cabinet. The original Planex storage range, S-Series is a classic and flexible storage solution designed to meet the demands of the modern office. Available in 8 heights and 3 widths.

Manufacturer	Planex Sales Pty Ltd
Location	Hallam, Melbourne
Standard Warranty	Ten years



S-Series Dimensions

SM Tambour Door PP 900W	Height	Width	Depth
21-SM0670-0900	670	900	500
21-SM0700-0900	700	900	500
21-SM0800-0900	800	900	500
21-SM1000-0900	1000	900	500
21-SM1200-0900	1200	900	500
21-SM1300-0900	1300	900	500
21-SM1675-0900	1675	900	500
21-SM1980-0900	1980	900	500
SM Tambour Door PP 1050W	Height	Width	Depth
21-SM0670-1050	670	1045	500
21-SM0700-1050	700	1045	500
21-SM0800-1050	800	1045	500
21-SM1000-1050	1000	1045	500
21-SM1200-1050	1200	1045	500
21-SM1300-1050	1300	1045	500
21-SM1675-1050	1675	1045	500
21-SM1980-1050	1980	1045	500
SM Tambour Door PP 1200W	Height	Width	Depth
21-SM0670-1200	670	1200	500
21-SM0700-1200	700	1200	500
21-SM0800-1200	800	1200	500
21-SM1000-1200	1000	1200	500
21-SM1200-1200	1200	1200	500
21-SM1300-1200	1300	1200	500
21-SM1675-1200	1675	1200	500
21-SM1980-1200	1980	1200	500

Materials

- Welded body made of 100% recyclable BlueScope steel (with up to 20% recycled content)
- Polypropylene doors

Colours/Finishes

- Standard powder coats available in 150+ colours/finishes
- Polypropylene (PP) tambour doors available in white, black, silver grey, post grey, charcoal, beige and bright silver

Product Features

- Adjustable levelling feet
- Flush internal wall
- European locking system with interchange barrel locks (1000 random combinations)
- No assembly required

Accessories Ordered Separately

- Adjustable shelves
- Shelf dividers
- Pull-out reference shelves
- Pull-out file frames (for drawer files)
- Rails to hold L'Oblique TUB folders (hook folders)
- Shelf wire rack dividers for lateral shelf files (wrap around and square)
- Modular drawers for miscellaneous items
- Modular drawer compactor
- Modular drawer slotted partition
- Modular drawer plain partition
- Master key and option to key-alike available

Manufacturing

- Made in Melbourne, Australia using locally sourced materials
- Manufactured for disassembly
- Polymer parts labelled for segregation and sorting
- Iron phosphate pre-treatment AS2331.31-2001 Method 3.1
- Planex factory uses a 100kw roof mounted solar array to provide up to 25% of manufacturing electricity needs

Environmental Certification

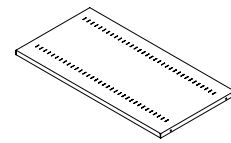
- GECA certified
- Certified Furntech-AFRDI Blue Tick ISO 7170-7171
- Product may contribute to Green Star credit points
- Production facility certified ISO14001 and ISO9001
- Tested VOC compliant

Designed by Planex

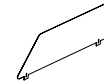


S-Series Accessories

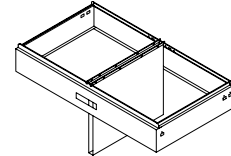
Adjustable Shelf	Height	Width	Depth	Size
22-SHU-0900	25	755	450	900
22-SHU-1050	25	900	450	1050
22-SHU-1200	25	1055	450	1200
Shelf Divider	Height	Width	Depth	Size
22-SHUU-DIV	135	1	410	all
Pull-Out File Frame e/w	Height	Width	Depth	Size
22-SF-EW390-0900	127	688	420	900
22-SF-EW390-1050	127	833	420	1050
22-SF-EW390-1200	127	988	420	1200
Pull-Out File Frame n/s	Height	Width	Depth	Size
22-SF-NS390-1050	127	688	420	900
22-SF-NS390-1200	127	833	420	1050
22-SF-NS450-1200	127	988	420	1200
Pull-Out Shelf	Height	Width	Depth	Size
22-SHPO-0900	20	690	450	900
22-SHPO-1050	20	835	450	1050
22-SHPO-1200	20	990	450	1200
Modular Drawer	Height	Width	Depth	Size
22-DRM-BM-0900 (4 rows)	127	683	420	n/a
22-DRM-BM-1050 (5 rows)	127	828	420	n/a
22-DRM-BM-1200 (6 rows)	127	983	420	n/a
Modular Slotted Partition	Height	Width	Depth	Size
22-DRM-PS	100	15	378	all
Modular Compactor for CDs	Height	Width	Depth	Size
22-DRM-C9	125	135	1	all
Modular Plain Partition	Height	Width	Depth	Size
22-DRM-PP	100	1	378	all
Wrap Around Toast Rack	Height	Width	Depth	Size
26-RACK-0900	200	735	400	900
26-RACK-1050	200	880	400	1050
26-RACK-1200	200	1035	400	1200
Square Toast Rack	Height	Width	Depth	Size
26-RACK-0900SQ	210	735	300	900
26-RACK-1050SQ	210	880	300	1050
26-RACK-1200SQ	210	1035	300	1200
Lateral Rail Assembly	Height	Width	Depth	Size
Code 24-FRAD2-0900	n/a	n/a	n/a	900
Code 24-FRAD2-1050	n/a	n/a	n/a	1050
24-FRAD2-1200	n/a	n/a	n/a	1200
Coat Rail	Height	Width	Depth	Size
24-FRACR-0900	n/a	n/a	n/a	900
24-FRACR-1050	n/a	n/a	n/a	1050
24-FRACR-1200	n/a	n/a	n/a	1200



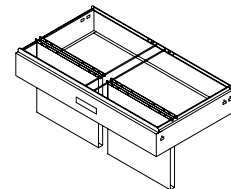
Adjustable Shelf



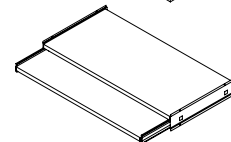
Shelf Divider



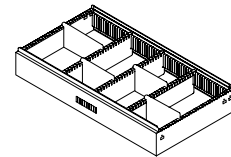
Pull-Out File Frame e/w



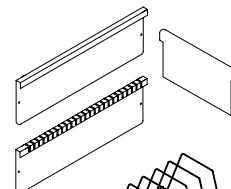
Pull-Out File Frame n/s



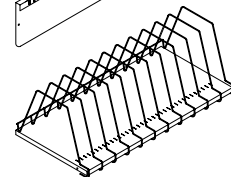
Pull-Out Shelf



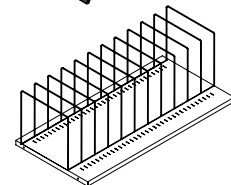
Modular Drawer



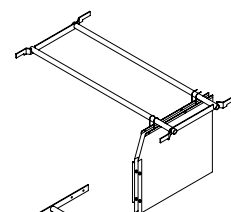
Modular Drawer Accessories



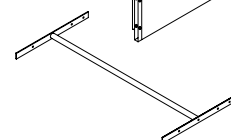
Wrap Around Toast Rack



Square Toast Rack



Lateral Rail Assembly

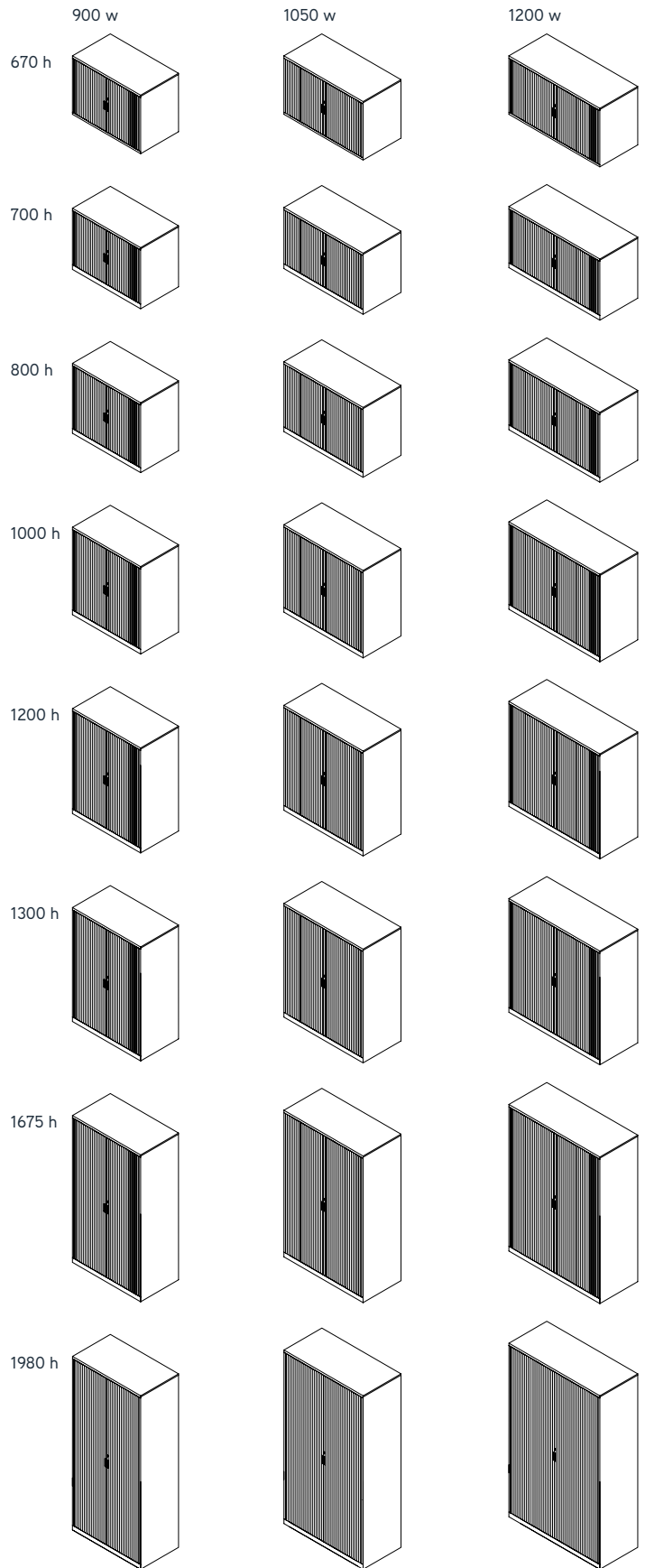


Coat Rail

Filing Capacity Linear Meters

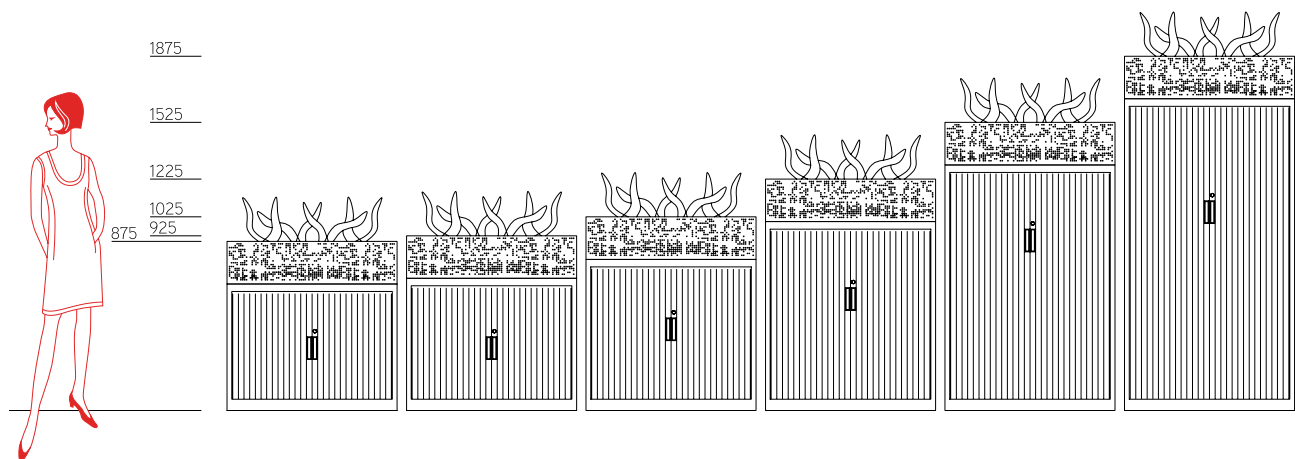
cabinet width	lever arch	lateral file	drawer file e/w	drawer file n/s	TUB file
900	0.755m	1.510m	1.300m	n/a	1.470m
1050	0.900m	1.800m	1.590m	1.520m	1.760m
1200	1.055m	2.110m	1.900m	1.520m	2.070m
900	0.755m	1.510m	1.300m	n/a	1.470m
1050	0.900m	1.800m	1.590m	1.520m	1.760m
1200	1.055m	2.110m	1.900m	1.520m	2.070m
900	1.510m	1.510m	1.300m	n/a	1.470m
1050	1.800m	1.800m	1.590m	1.520m	1.760m
1200	2.110m	2.110m	1.900m	1.520m	2.070m
900	1.510m	2.265m	1.950m	n/a	2.205m
1050	1.800m	2.700m	2.385m	2.280m	2.640m
1200	2.110m	3.165m	2.850m	2.280m	3.105m
900	2.265m	3.020m	1.950m	n/a	2.205m
1050	2.700m	3.600m	2.385m	2.280m	2.640m
1200	3.165m	4.220m	2.850m	2.280m	3.105m
900	2.265m	3.020m*	2.600m	n/a	2.940m
1050	2.700m	3.600m	3.180m	3.040m	3.520m
1200	3.165m	4.220m	3.800m	3.040m	4.140m
900	3.020m	3.775m	2.600m	n/a	3.675m
1050	3.600m	4.500m	3.180m	3.040m	4.400m
1200	4.220m	5.275m	3.800m	3.040m	5.1750m
900	3.775m	4.530m	2.600m	n/a	3.675m
1050	4.500m	5.400m	3.180m	3.040m	4.400m
1200	5.275m	6.330m	3.800m	3.040m	5.1750m

* The 4th level depends on file cover height



Planter Integration

Planter boxes easily integrate into Planex's range of steel storage, breathing new life and style into the landscape of any office. A collection of unique plant display units that double as a mobile screen or room divider, planter boxes can also be powdercoated and perforated with a punch pattern to match the style of the cabinet.



Copyright Planex 2018
Information in this document may be
subject to change without notification

Head Office / Manufacturing

191 Princes Highway, Hallam
VIC Australia 3803
PO Box 125 Hallam 3803
Tel: +61 3 8795 1100
Fax: +61 3 8795 1122
Email Head Office: info@planex.com.au

Sydney Showroom

(Mon - Fri, 9am - 5pm by appointment only)
Studio 4, Level 2
18-20 Victoria Street, Erskineville
NSW 2043
Tel: +61 2 9517 2411
Fax: +61 2 9517 2544
Email Sydney: info@planex.com.au

Adelaide Showroom

(Mon - Fri, 9am - 5pm by appointment only)
238 Grenfell Street, Adelaide
SA 5000
Tel: +61 3 8795 1100
Email Adelaide: info@planex.com.au

Perth

Tel: +61 3 8795 1100
Email Perth: info@planex.com.au

Brisbane

Tel: +61 3 8795 1100
Email Brisbane: info@planex.com.au

Tasmania

Tel: +61 3 8795 1100
Email Tasmania: info@planex.com.au

ACT

Tel: +61 3 8795 1100
Email ACT: info@planex.com.au