



S-Series SB Bookcase

S-Series Bookcases are ideal for projects with tight budgets or for simple backroom storage.

Available in 6 heights and 2 widths, Planex SB Bookcases have smooth flush inside panels giving them a resolved look which sets them apart from other metal bookcases. The original Planex storage range, S-Series is a classic and flexible storage solution designed to meet the demands of the modern office.

Manufacturer	Planex Sales Pty Ltd
Location	Hallam, Melbourne
Standard Warranty	Ten years

S-Series Dimensions

SB Bookcase 900 Wide	Height	Width	Depth
20-SB0670-900	670	900	370
20-SB0700-900	700	900	370
20-SB1000-900	1000	900	370
20-SB1300-900	1300	900	370
20-SB1675-900*	1675	900	370
20-SB1980-900*	1980	900	370

SB Bookcase 1200 Wide	Height	Width	Depth
20-SB0670-1200	670	1200	370
20-SB0700-1200	700	1200	370
20-SB1000-1200	1000	1200	370
20-SB1300-1200	1300	1200	370
20-SB1675-1200*	1675	1200	370
20-SB1980-1200*	1980	1200	370

Materials

- Welded body made of 100% recyclable BlueScope sheet steel (with 24.2% recycled content)

Colours/Finishes

- Standard powder coats available in 300+ colours/finishes

Product Features

- Adjustable levelling feet
- Flush internal wall
- Accessories colour matched to body
- No assembly required
- Wall fixing bracket available for units above 1675h

Accessories Ordered Separately

- Adjustable shelves
- Shelf dividers
- Shelf wire rack dividers for lateral shelf files (square)

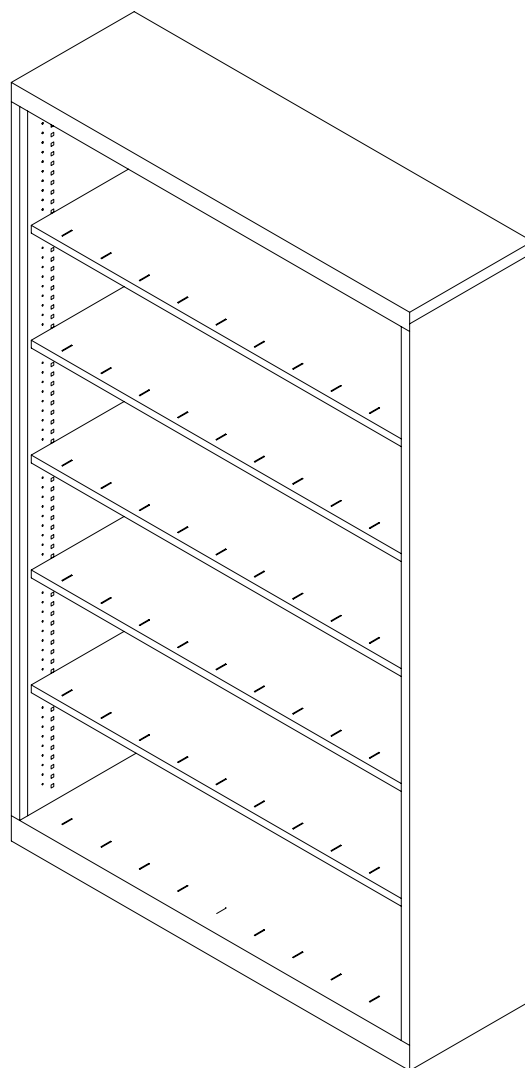
Manufacturing

- Made in Melbourne, Australia using locally sourced materials
- Manufactured for disassembly
- Polymer parts labelled for segregation and sorting
- Iron phosphate pre-treatment AS2331.3.1-2001 Method 3.1
- Planex factory uses a 100Kw roof mounted solar array to provide up to 25% of manufacturing electricity needs

Environmental Certification

- GECA certified
- Green Star compliant
- Production facility certified ISO14001 and ISO9001
- VOC compliant materials

Designed by Planex

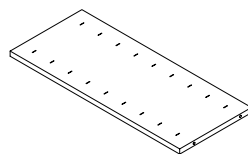


S-Series Accessories

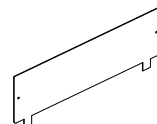
Adjustable Shelf	Height	Width	Depth	Size
22-SHU-0900	25	850	355	900
22-SHU-1200	25	1150	355	1200

Shelf Divider	Height	Width	Depth	Size
22-SHUU-DIV	120	1	350	all

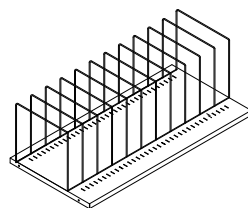
Square Toast Rack	Height	Width	Depth	Size
26-RACK-0900SQ-SB	210	735	300	900
26-RACK-1200SQ-SB	210	1035	300	1200



Adjustable Shelf



Shelf Divider



Square Toast Rack



Copyright Planex 2022

Information in this document may be
subject to change without notification

Head Office / Manufacturing

191 Princes Highway Hallam

VIC Australia 3803

PO Box 125 Hallam 3803

Tel: +61 3 8795 1100

Fax: +61 3 8795 1122

Email Head Office: info@planex.com.au

National Sales and Distribution

Adelaide

Brisbane

Canberra

Hobart

Perth

Sydney

Tel: +61 3 8795 1100

Email: info@planex.com.au

www.planex.com.au