

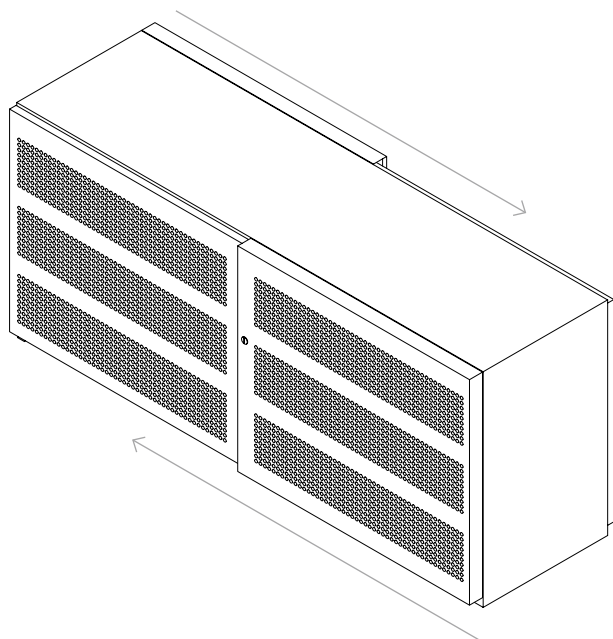
Linea Sliding Door Cabinet

Dual Access

Linea is elegant, contemporary, freestanding and defines a work area. Linea is a design asset within any interior.

Linea storage furniture designed with sliding doors that are fitted with acoustic rated sound absorbing material to minimise noise in the workplace. Available in 6 heights and 3 widths with dual access sliding doors, Linea's Dual Access option is the perfect storage solution when floor space is limited and access to both sides is desirable.

Manufacturer	Planex Sales Pty Ltd
Location	Hallam, Melbourne
Standard Warranty	Ten years



Linea Dimensions

Dual Access (3mm top fitted)	Height	Width	Depth
18-LINEA-0697-1600-DA	700	1600	545
18-LINEA-0997-1600-DA	1000	1600	545
18-LINEA-1222-1600-DA	1225	1600	545
18-LINEA-1447-1600-DA	1450	1600	545
18-LINEA-1672-1600-DA	1675	1600	545
18-LINEA-1897-1600-DA	1900	1600	545
18-LINEA-0697-1800-DA	700	1800	545
18-LINEA-0997-1800-DA	1000	1800	545
18-LINEA-1222-1800-DA	1225	1800	545
18-LINEA-1447-1800-DA	1450	1800	545
18-LINEA-1672-1800-DA	1672	1800	545
18-LINEA-1897-1800-DA	1900	1800	545
18-LINEA-0697-2000-DA	700	2000	545
18-LINEA-0997-2000-DA	1000	2000	545
18-LINEA-1222-2000-DA	1225	2000	545
18-LINEA-1447-2000-DA	1450	2000	545
18-LINEA-1672-2000-DA	1675	2000	545
18-LINEA-1897-2000-DA	1900	2000	545

Materials

- Welded body made of 100% recyclable BlueScope sheet steel (with 24.2% recycled content)
- Acupanel™ sound absorbing fabric

Colours/Finishes

- Standard powder coats available in 300+ colours/finishes

Product Features

- Levelling feet
- Sound absorbing perforated sliding doors and backs panels laminated with charcoal, grey or cream coloured Acupanel™ sound absorbing material (The 6mm thick Acupanel™ material has been shown in tests to significantly reduce workplace noise)
- Twin sliding doors mounted on European mechanisms to provide smooth sliding operation
- Diagonally opposite sliding doors, one each side
- Floor of cabinet can be used as a shelf and is slotted to take adjustable shelf dividers
- European locking system with interchange barrel locks (1000 random combinations)

Accessories Ordered Separately

- 3mm low profile top, 20mm steel top, 20mm laminate top 225mm planter box available for 8" diameter pots (200mm)
- Height when fitted with a planter box matches height of next unit size up
- Adjustable shelves
- Shelf wire rack (wrap around and toast rack)
- Shelf dividers
- Pull-out file frames for drawer files
- Master keys and option to key-alike available

Manufacturing

- Made in Melbourne, Australia using locally sourced materials
- Manufactured for disassembly
- Polymer parts labelled for segregation and sorting
- Iron phosphate pre-treatment AS2331.31-2001 Method 3.1
- Planex factory uses a 100kW roof mounted solar array to provide up to 25% of manufacturing electricity needs

Environmental Certification

- Certified Furntech-AFRDI Green Tick Standard 150-Commercial Furniture Level A/Platinum
- Certified Furntech-AFRDI Blue Tick ISO 7170-7171
- Planex Linea cabinets are fully compliant with Green Star requirements for Sustainable Products, having the highest level of certification to maximise contribution to Green Star points
- Production facility certified ISO14001 and ISO9001
- VOC compliant materials
- [Acoustic tested by RMIT](#) acoustic lab

Designed by Planex



Linea Accessories

Adjustable Shelf	Height	Width	Depth	Size
18-LINEA-SHU-0800	25	745	400	1600
18-LINEA-SHU-0900	25	845	400	1800
18-LINEA-SHU-1000	25	945	400	2000

Shelf Divider	Height	Width	Depth	Size
18-LINEA-SHU-DIV	120	1	350	all

Pull-Out File Frame e/w	Height	Width	Depth	Size
18-LINEA-FF-EW390-0800	25	680	405	1600
18-LINEA-FF-EW390-0900	25	780	405	1800
18-LINEA-FF-EW390-1000	25	880	405	2000

Wrap Around Toast Rack	Height	Width	Depth	Size
26-RACK-LINEA-0800	200	735	400	1600
26-RACK-LINEA-0900	200	835	400	1800
26-RACK-LINEA-1000	200	935	400	2000

Square Toast Rack	Height	Width	Depth	Size
26-RACK-LINEA-0800SQ	210	735	300	1600
26-RACK-LINEA-0900SQ	210	835	300	1800
26-RACK-LINEA-1000SQ	210	935	300	2000

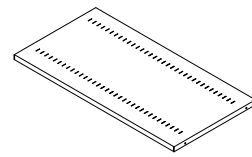
3mm Top	Height	Width	Depth	Size
18-LINEA-TOP-1600	3	1600	455	1600
18-LINEA-TOP-1800	3	1800	455	1800
18-LINEA-TOP-2000	3	2000	455	2000

20mm Top	Height	Width	Depth	Size
18-LINEA-TOP-PANEL-1600	20	1600	455	1600
18-LINEA-TOP-PANEL-1800	20	1800	455	1800
18-LINEA-TOP-PANEL-2000	20	2000	455	2000

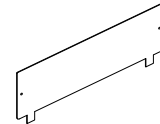
Joinery	Height	Width	Depth	Size
18-LINEA-TOP-1600	19	1600	455	1600
18-LINEA-TOP-1800	19	1800	455	1800
18-LINEA-TOP-2000	19	2000	455	2000

Planter Box	Height	Width	Depth	Size
18-LINEA-FLOX-1600	225	1600	455	1600
18-LINEA-FLOX-1800	225	1800	455	1800
18-LINEA-FLOX-2000	225	2000	455	2000

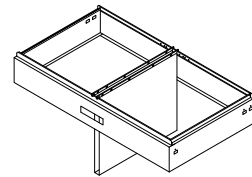
* Size refers to the overall width of Linea cabinet



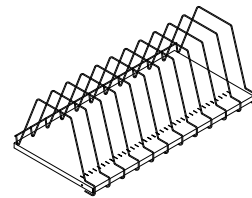
Adjustable Shelf



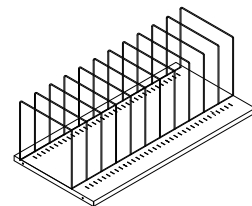
Shelf Divider



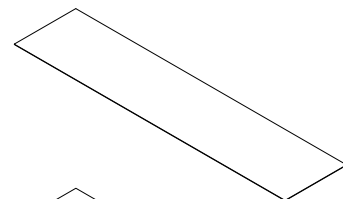
Pull-Out File Frame e/w



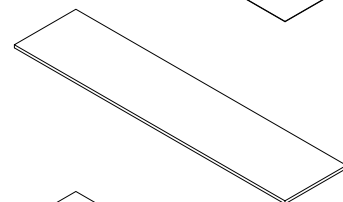
Wrap Around Toast Rack



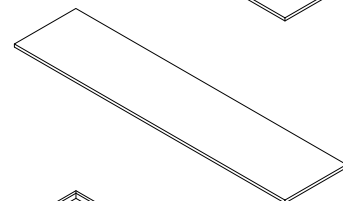
Square Toast Rack



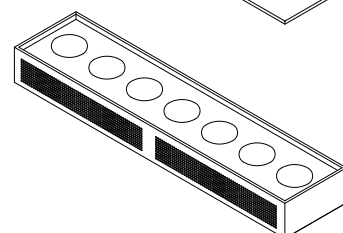
3mm Top



20mm Top



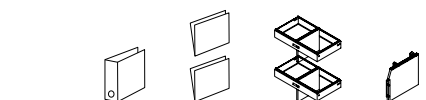
Joinery



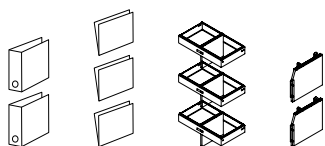
Planter Box

Filing Capacity Lineal Meters

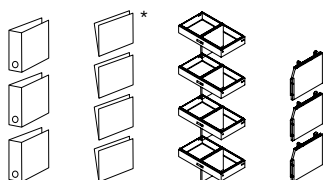
cabinet width	lever arch	lateral file	drawer file e/w	TUB file
1600	1.490m	2.980m	2.600m	1.450m
1800	1.690m	3.380m	3.000m	1.650m
2000	1.890m	3.780m	3.400m	1.800m



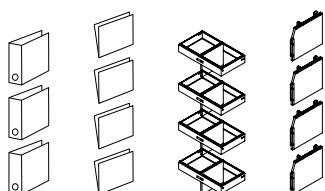
1600	2.980m	4.470m	3.900m	3.900m
1800	3.380m	5.070m	3.900m	4.500m
2000	3.780m	5.670m	3.900m	5.100m



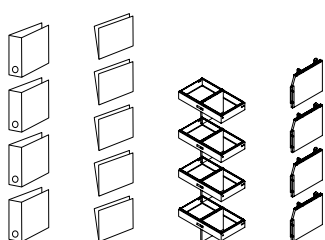
1600	4.470m	5.960m	5.520m	4.350m
1800	5.070m	6.760m	6.000m	4.950m
2000	5.670m	7.560m	6.800m	5.550m



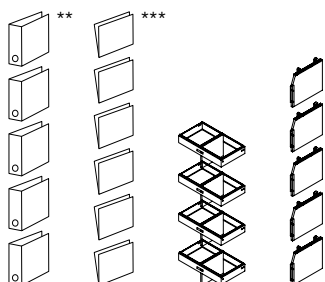
1600	4.470m	5.960m	5.520m	5.800m
1800	5.070m	6.760m	6.000m	6.600m
2000	5.670m	7.560m	6.800m	7.400m



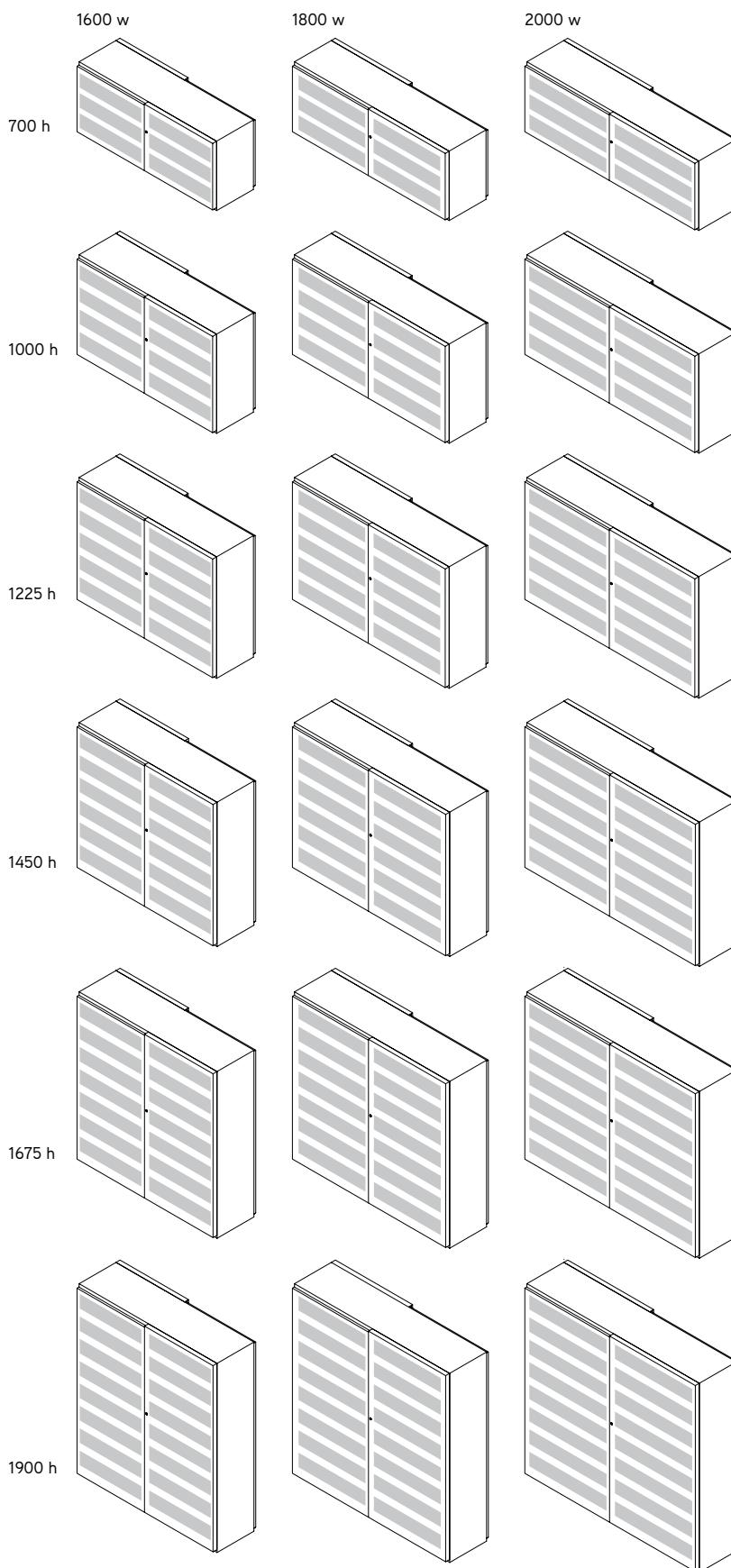
1600	5.960m	7.450m	5.520m	7.250m
1800	6.760m	8.450m	6.000m	8.250m
2000	7.560m	9.450m	6.800m	9.250m



1600	7.450m	8.940m	5.520m	5.800m
1800	8.450m	10.140m	6.000m	6.600m
2000	9.450m	11.340m	6.800m	11.100m



* The 4th level depends on file cover height
 ** Only 5 levels of 315mm high A4 lever arch binders
 *** The 6th level depends on file cover height



Planter Integration

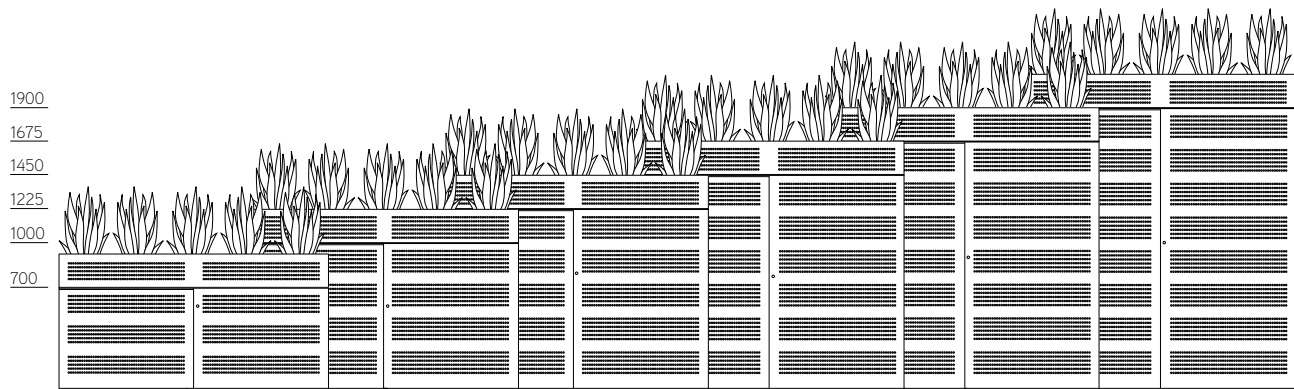
Planter boxes easily integrate into Planex's range of steel storage, breathing new life and style into the landscape of any office. A collection of unique plant display units that double as a mobile screen or room divider, planter boxes can also be powdercoated and perforated with a punch pattern to match the style of the cabinet.

1600 wide planter box fits 5 pots at 200mm

1800 wide planter box fits 6 pots at 200mm

2000 wide planter box fits 7 pots at 200mm

*200mm is equivalent to an 8 inch standard nursery pot





planex.com.au

Copyright Planex 2025

Information in this document may be
subject to change without notification

Head Office / Manufacturing

191 Princes Highway Hallam

VIC Australia 3803

PO Box 125 Hallam 3803

Tel: +61 3 8795 1100

Fax: +61 3 8795 1122

Email Head Office: info@planex.com.au

National Sales and Distribution

Adelaide

Brisbane

Canberra

Hobart

Perth

Sydney

Tel: +61 3 8795 1100

Email: info@planex.com.au

planex.com.au