

Architectural Colour Selector

The Architectural Colour Selector features products suitable for use on interior and exterior applications. It includes warrantable products up to 15 years durability and non warrantable products.



INTERIOR	•	•	•	•	•	•	•
EXTERIOR	•	•		•			

Dulux World of Colour®
Powder Coat Series

Australian Collection

Dulux®

Product Range

RANGE	COLOUR NAME	FINISH	LOOK	RAPID CURE	COLORBOND®	PRODUCT CODE	R	G	B	LRV#	SPECULAR LIGHT REFLECTANCE#
Alphatec	Blaze Blue	Gloss	Bright			98419941	0	128	183	18	3.7
Alphatec	Dark Violet	Gloss	Bright			98451926	89	88	123	9	3.5
Alphatec	Flame Red	Gloss	Bright			98419959	153	58	58	10	3.6
Alphatec	French Blue	Gloss	Bright			98432725	41	105	170	14	4.2
Alphatec	Lemon Yellow	Gloss	Bright			98432120	248	212	87	68	4.3
Alphatec	Mistletoe	Gloss	Bright			98451040	45	119	70	14	3.6
Alphatec	Orange X15	Gloss	Bright	RC		2654293G	221	110	58	27	4.0
Alphatec	Orange X15	Gloss	Bright			98451439	222	115	60	28	4.2
Alphatec	Pommel Blue	Gloss	Bright			98451034	40	98	141	11	3.4
Alphatec	Safety Yellow	Gloss	Bright	RC		2652162G	244	162	50	46	4.5
Alphatec	Safety Yellow	Gloss	Bright			9842015G	245	162	50	46	4.4
Alphatec	Signal Red	Gloss	Bright			98450735	177	69	59	14	3.8
Alphatec	Space Blue	Gloss	Bright			98419990	49	75	128	7	3.6
Alphatec	Yellow Gold	Gloss	Bright			98433617	250	165	34	48	4.2
Duralloy	Anotec® Dark Grey	Matt	Solid Colour			27251275	75	81	85	8	1.5
Duralloy	Anotec® Mid Bronze	Matt	Solid Colour			27251014	82	72	66	7	1.0
Duralloy	Anotec® Silver Grey	Matt	Solid Colour			27251272	183	184	185	48	1.2
Duralloy	Apo Grey	Satin	Solid Colour			27232786	179	180	179	46	2.7
Duralloy	Basalt®	Matt	Solid Colour	RC	CB	2607475M	104	105	105	14	1.1
Duralloy	Basalt®	Matt	Solid Colour		CB	2727865M	105	107	108	15	1.6
Duralloy	Basalt®	Satin	Solid Colour	RC	CB	2607473S	105	105	106	14	2.1
Duralloy	Basalt®	Satin	Solid Colour		CB	2727865S	106	108	109	15	3.0
Duralloy	Berry Grey	Gloss	Solid Colour			2727262G	92	96	100	12	3.5
Duralloy	Berry Grey	Satin	Solid Colour			27288362	92	96	100	12	2.8
Duralloy	Black	Gloss	Solid Colour	RC		2609132G	60	61	61	5	3.6
Duralloy	Black	Gloss	Solid Colour			2729090G	58	57	57	4	3.1
Duralloy	Black (Night Sky®)	Matt	Solid Colour	RC	CB	2609129M	59	60	60	5	1.3
Duralloy	Black (Night Sky®)	Matt	Solid Colour		CB	27219319	59	59	60	5	1.8
Duralloy	Black (Night Sky®)	Satin	Solid Colour	RC	CB	2609128S	59	59	60	4	2.6
Duralloy	Black (Night Sky®)	Satin	Solid Colour		CB	27219268	58	58	59	4	2.5
Duralloy	Blue Ridge®	Satin	Solid Colour		CB	27288480	88	107	117	14	2.6
Duralloy	Bluegum®	Matt	Solid Colour		CB	2727910M	146	151	157	31	1.6
Duralloy	Bright White	Gloss	Solid Colour			27284636	226	235	243	83	4.2
Duralloy	Charcoal	Matt	Solid Colour			2729229M	69	73	76	7	1.7
Duralloy	Charcoal	Satin	Solid Colour	RC		26088351	71	74	77	7	3.1
Duralloy	Charcoal	Satin	Solid Colour			27288351	71	74	77	7	3.1
Duralloy	Charcoal	Gloss	Solid Colour			2729086G	71	74	76	7	3.7
Duralloy	Classic Cream™	Matt	Solid Colour		CB	2722265M	232	212	182	68	2.5
Duralloy	Classic Cream™	Satin	Solid Colour	RC	CB	2602095S	232	212	182	68	2.6
Duralloy	Classic Cream™	Satin	Solid Colour		CB	2722095S	232	212	182	68	2.4
Duralloy	Classic Pearl White	Gloss	Solid Colour	RC		2601228G	245	247	244	93	4.7
Duralloy	Classic Pearl White	Gloss	Solid Colour			27281880	245	247	244	93	4.3
Duralloy	Cottage Green®	Satin	Solid Colour		CB	27284219	76	95	83	10	2.6
Duralloy	Cove®	Satin	Solid Colour		CB	2726250S	156	146	125	29	3.1
Duralloy	Deep Brunswick Green	Gloss	Solid Colour			2726134G	64	76	69	7	3.8
Duralloy	Deep Ocean®	Matt	Solid Colour		CB	2725422M	77	91	100	10	1.7
Duralloy	Deep Ocean®	Satin	Solid Colour		CB	2725125S	74	88	98	9	2.9
Duralloy	Dover White™	Matt	Solid Colour		CB	2721384M	229	232	231	81	2.0
Duralloy	Dune®	Matt	Solid Colour		CB	2727558M	179	171	163	42	2.4
Duralloy	Dune®	Satin	Solid Colour		CB	2723087S	179	170	160	41	2.9
Duralloy	Evening Haze®	Satin	Solid Colour		CB	2723055S	198	190	173	52	2.9
Duralloy	Grey Nurse	Gloss	Solid Colour			2727863G	201	199	189	57	3.9
Duralloy	Gully®	Satin	Solid Colour		CB	2728233S	130	123	113	20	2.9
Duralloy	Hammersley Brown	Satin	Solid Colour			27284657	88	76	73	8	2.5
Duralloy	Ironstone®	Matt	Solid Colour	RC	CB	2607556M	86	90	95	10	1.3
Duralloy	Ironstone®	Matt	Solid Colour		CB	2727864M	88	92	99	11	1.9
Duralloy	Ironstone®	Satin	Solid Colour	RC	CB	2607257S	87	92	98	11	2.9
Duralloy	Ironstone®	Satin	Solid Colour		CB	2727257S	87	92	98	11	2.8
Duralloy	Jasper®	Matt	Solid Colour	RC	CB	2608252M	116	105	96	15	1.3
Duralloy	Jasper®	Matt	Solid Colour		CB	2728413M	115	105	95	15	1.9
Duralloy	Jasper®	Satin	Solid Colour		CB	2728122S	117	107	97	15	2.4
Duralloy	Lexicon® Quarter	Matt	Solid Colour			2721378M	244	243	239	90	2.2
Duralloy	Mangrove®	Satin	Solid Colour		CB	2726473S	116	117	102	18	2.8
Duralloy	Manor Red®	Satin	Solid Colour		CB	2724134S	118	70	65	9	2.2
Duralloy	Monument®	Matt	Solid Colour	RC	CB	2609066M	79	80	80	8	1.2
Duralloy	Monument®	Matt	Solid Colour		CB	2729066M	82	82	82	9	1.8
Duralloy	Monument®	Satin	Solid Colour	RC	CB	2609067S	79	80	79	8	2.4
Duralloy	Monument®	Satin	Solid Colour		CB	2729067S	80	80	80	8	2.5
Duralloy	Natural White™	Matt	Solid Colour			2721380M	240	235	228	84	2.3
Duralloy	Navy Blue	Gloss	Solid Colour			2725425G	58	77	96	7	3.8
Duralloy	Notre Dame	Gloss	Solid Colour			27236672	107	111	112	16	3.9
Duralloy	Olde Pewter	Satin	Solid Colour			27250243	122	124	126	20	3.0
Duralloy	Oyster	Matt	Solid Colour	RC		26036858	196	197	193	56	1.3
Duralloy	Oyster	Matt	Solid Colour			27236858	197	197	193	56	1.4
Duralloy	Pale Eucalypt®	Matt	Solid Colour		CB	2726474M	132	137	118	24	1.8
Duralloy	Pale Eucalypt®	Satin	Solid Colour	RC	CB	2606127S	133	138	119	25	2.5
Duralloy	Pale Eucalypt®	Satin	Solid Colour		CB	2726474S	132	137	118	24	3.1
Duralloy	Paperbark®	Matt	Solid Colour		CB	2723174M	204	186	164	51	2.4
Duralloy	Paperbark®	Satin	Solid Colour	RC	CB	2603135S	204	186	164	51	3.3
Duralloy	Paperbark®	Satin	Solid Colour		CB	2723088S	204	186	164	51	3.3
Duralloy	Pearl White	Gloss	Solid Colour	RC		2601229G	240	244	243	90	4.6
Duralloy	Pearl White	Gloss	Solid Colour			2721114G	239	245	244	90	4.7
Duralloy	Pink Sand	Matt	Solid Colour			2724410M	211	186	174	52	2.2
Duralloy	Primrose	Gloss	Solid Colour	RC		26084365	239	219	188	73	3.9
Duralloy	Primrose	Gloss	Solid Colour			27284365	239	219	187	73	3.8
Duralloy	Rivergum Beige	Gloss	Solid Colour			27236991	222	210	196	66	3.4
Duralloy	Riversand®	Matt	Solid Colour		CB	2723193M	167	151	136	32	1.7
Duralloy	Shale Grey™	Matt	Solid Colour	RC	CB	2607557M	185	186	180	49	1.5

RANGE	COLOUR NAME	FINISH	LOOK	RAPID CURE	COLORBOND®	PRODUCT CODE	R	G	B	SPECULAR LIGHT	
										LRV#	REFLECTANCE#
Duralloy	Shale Grey™	Matt	Solid Colour		CB	2727557M	185	186	180	49	1.5
Duralloy	Shale Grey™	Satin	Solid Colour	RC	CB	26083246	186	187	183	50	2.8
Duralloy	Shale Grey™	Satin	Solid Colour		CB	27283246	186	187	183	50	2.8
Duralloy	Shoji White	Satin	Solid Colour			27284682	228	225	218	76	3.0
Duralloy	Southerly®	Matt	Solid Colour		CB	2727909M	198	198	198	57	1.6
Duralloy	Stone Beige	Matt	Solid Colour			27232538	199	177	154	46	2.0
Duralloy	Stone Grey	Satin	Solid Colour			27278126	155	152	148	32	2.8
Duralloy	Surfmist®	Matt	Solid Colour	RC	CB	2603167M	220	218	210	70	1.9
Duralloy	Surfmist®	Matt	Solid Colour		CB	2722266M	221	219	211	69	2.3
Duralloy	Surfmist®	Satin	Solid Colour	RC	CB	2601137S	218	216	208	69	2.7
Duralloy	Surfmist®	Satin	Solid Colour		CB	2721137S	218	216	208	69	2.7
Duralloy	Terrain®	Satin	Solid Colour		CB	2728232S	113	77	64	9	2.4
Duralloy	Territory Red	Matt	Solid Colour			2724411M	143	82	67	12	1.6
Duralloy	Transformer Grey	Gloss	Solid Colour			27232186	138	148	142	29	4.0
Duralloy	Wallaby®	Matt	Solid Colour		CB	2727866M	121	120	117	19	1.9
Duralloy	Wallaby®	Satin	Solid Colour	RC	CB	2607474S	121	118	113	18	2.3
Duralloy	Wallaby®	Satin	Solid Colour		CB	2727866S	122	120	118	19	3.3
Duralloy	Wedgewood	Satin	Solid Colour			27250279	101	136	157	23	2.3
Duralloy	Whisper White	Matt	Solid Colour			2721376M	236	234	226	83	2.4
Duralloy	White	Matt	Solid Colour			2721139M	244	244	239	91	2.3
Duralloy	White	Satin	Solid Colour	RC		2601139S	245	246	242	92	3.0
Duralloy	White	Satin	Solid Colour			2721139S	245	246	242	92	3.0
Duralloy	White Birch	Gloss	Solid Colour			27237131	248	238	220	87	4.3
Duralloy	Wilderness®	Satin	Solid Colour		CB	27284224	111	122	109	19	2.6
Duralloy	Windspray®	Matt	Solid Colour		CB	2727559M	137	143	141	27	1.0
Duralloy	Windspray®	Satin	Solid Colour		CB	2727256S	138	143	141	27	2.7
Duralloy	Wollemi®	Matt	Solid Colour		CB	2726500M	68	75	72	7	1.4
Duralloy	Woodland Grey®	Matt	Solid Colour	RC	CB	2606256M	93	93	89	11	1.2
Duralloy	Woodland Grey®	Matt	Solid Colour		CB	2727197M	94	93	89	11	1.6
Duralloy	Woodland Grey®	Satin	Solid Colour	RC	CB	2606255S	94	93	88	11	2.7
Duralloy	Woodland Grey®	Satin	Solid Colour		CB	2727255S	97	96	92	12	3.1

Light Reflectance Value (LRV): The total amount of visible light reflected from the coating, expressed as a percentage of total incoming light. Surfaces with higher light reflectance values appear lighter while surfaces with low light reflectance values appear darker.

Specular Light Reflectance: The portion of incoming light that is reflected such that the reflected ray is at the same angle to the surface normal as the incoming ray. Specular light reflection is expressed as a percentage of total incoming light. Surfaces with a lower specular reflection produce less glare as they scatter or absorb a greater portion of the incoming light.

For further information on light reflectivity visit duluxpowders.com.au/spec-solutions

































Architectural Colour Selector

DURALLOY®
SOLID COLOUR RANGE




✓ AS 3715
✓ AAMA 2603

Popular solid colours including COLORBOND® steel colours delivered with warranty grade* advanced durable polyester thermosetting powder. Recommended usage includes exterior residential buildings less than 4 levels. See product suitability tables for more information.

 LEXICON® QUARTER Matt 2721378M	 PEARL WHITE Gloss 2721114G Gloss 2601229G RC	 DOVER WHITE™ Matt 2721384M CB	 BRIGHT WHITE Gloss 27284636
 CLASSIC PEARL WHITE Gloss 27281880 Gloss 2601228G RC	 WHISPER WHITE Matt 2721376M	 PALE EUCALYPT® Satin 2606127S RC Satin 2726474S Matt 2726474M CB	 SOUTHERLY® Matt 2727909M CB
 OYSTER Matt 27236858 Matt 26036858 RC	 SURFMIST® Matt 2722266M Matt 2603167M RC Satin 2721137S Satin 2601137S RC	 TRANSFORMER GREY Gloss 27232186 CB	 BLUEGUM® Matt 2727910M CB
 SHALE GREY™ Matt 2607557M RC Matt 2727557M RC Satin 26083246 RC Satin 27283246	 APO GREY Satin 27232786	 WILDERNESS® Satin 27284224 CB	 WINDSPRAY® Satin 2727256S Matt 2727559M CB
 ANOTEC® SILVER GREY Matt 27251272	 OLDE PEWTER Satin 27250243	 MANGROVE® Satin 2726473S CB	 WEDGEWOOD Satin 27250279
 STONE GREY Satin 27278126	 NOTRE DAME Gloss 27236672	 COTTAGE GREEN® Satin 27284219 CB	 BLUE RIDGE® Satin 27288480 CB
 BASALT® Matt 2607475M RC Matt 2727865M RC Satin 2607473S RC Satin 2727865S	 BERRY GREY Satin 27288362 Gloss 2727262G	 DEEP BRUNSWICK GREEN Gloss 2726134G	 NAVY BLUE Gloss 2725425G
 ANOTEC® DARK GREY Matt 27251275	 IRONSTONE® Satin 2607257S RC Satin 2727257S RC Matt 2607556M RC Matt 2727864M	 WOLLEMI® Matt 2726500M CB	 DEEP OCEAN® Satin 2725125S Matt 2725422M CB


* All Dulux Duralloy®, Precious® and Protecture™ products are supported by Dulux Alumi Shield and Dulux Steel Shield warranties when applied by a Dulux Accredited Powder Coater to the warranty specification on recommended project types and conditions and maintained within the Dulux recommended Care and Maintenance guidelines. For more information visit duluxpowders.com.au/warranties




WHITE BIRCH
Gloss 27237131



WHITE
Matt 2721139M Satin 2601139S RC
Satin 2721139S



NATURAL WHITE™
Matt 2721380M



SHOJI WHITE
Satin 27284682



PRIMROSE
Gloss 26084365 RC Gloss 27284365



GREY NURSE
Gloss 2727863G



RIVERGUM BEIGE
Gloss 27236991



DUNE® CB
Matt 2727558M Satin 2723087S



CLASSIC CREAM™ CB
Satin 2722095S Satin 2602095S RC
Matt 2722265M



EVENING HAZE® CB
Satin 2723055S



PAPERBARK® CB
Satin 2723088S Satin 2603135S RC
Matt 2723174M



RIVERSAND® CB
Matt 2723193M



COVE® CB
Satin 2726250S



GULLY® CB
Satin 2728233S



STONE BEIGE
Matt 27232538



PINK SAND
Matt 2724410M



JASPER® CB
Satin 2728122S Matt 2608252M RC
Matt 2728413M



WALLABY® CB
Satin 2607474S RC Satin 2729866S
Matt 2727866M



HAMMERSLEY BROWN
Satin 27284657



TERRITORY RED
Matt 2724411M



WOODLAND GREY® CB
Satin 2727255S Satin 2606255S RC
Matt 2727197M Matt 2606256M RC



MONUMENT® CB
Matt 2609066M RC Matt 2729066M
Satin 2609067S RC Satin 2729067S



ANOTEC® MID BRONZE
Matt 27251014



MANOR RED® CB
Satin 2724134S



BLACK
Gloss 2729090G Gloss 2609132G RC



CHARCOAL
Matt 2729229M Satin 27288351
Gloss 2729086G Satin 26088351 RC



BLACK (NIGHT SKY®) CB
Matt 2609129M RC Matt 27219319
Satin 2609128S RC Satin 27219268



TERRAIN® CB
Satin 2728232S

RC RapidCure Technology enables a possible reduction in energy consumption through lower cure temperatures and/or faster line speeds.

CB COLORBOND® steel and ® colour names are registered trade marks of BlueScope Steel Limited. ™ colour names are trade marks of BlueScope Steel Limited.

ALPHATEC®

BRIGHT RANGE



Fun, bright solid colours that produce a big impact, delivered with tough polyester thermosetting powder. Recommended usage includes exterior non-habitable projects. Alphatec is not supported by a Dulux warranty and where colour retention is paramount, we recommend the Duratec® Intensity® powder coat range. See product suitability tables for more information.



LEMON YELLOW
Gloss 98432120



ORANGE X15
Gloss 98451439 Gloss 2654293G RC



BLAZE BLUE
Gloss 98419941



MISTLETOE
Gloss 98451040



YELLOW GOLD
Gloss 98433617



SIGNAL RED
Gloss 98450735



FRENCH BLUE
Gloss 98432725



DARK VIOLET
Gloss 98451926



SAFETY YELLOW
Gloss 9842015G Gloss 2652162G RC



FLAME RED
Gloss 98419959



POMMEL BLUE
Gloss 98451034



SPACE BLUE
Gloss 98419990

Worth doing, worth Dulux.®

Meeting Industry Standards

Dulux Duralloy, Precious and Protecture powder coat products are designed to meet both the global AAMA and Australian AS3715 standards for architectural aluminium finishes.

	Duralloy	Precious	Protecture
AAMA Standards	Meets 2603	Meets 2603	Exceeds 2603
Coating type	Durable Polyester	Durable Polyester	Highly Durable Polyester

Project suitability

Ensure you specify the right Dulux powder coat product for your requirements by using the following table to help define your project by type and exposure conditions. Refer to our Premium Architectural Colour Selector card for our Premium range of products suitable for other project types and conditions.

Product Suitability by Project

Project, Environment and Conditions			Top Coat Choice ²			
Project Type ¹	Environment	Conditions ¹	Duralloy ³	Precious ³	Protecture ⁴	Alphatec
Light Commercial (< 4 levels)	Exterior	Mild (C2-C3), Severe (C4-C5)			●	
Residential (< 4 levels)	Exterior	Severe (C4-C5)			●	
Residential (< 4 levels)	Exterior	Mild (C2-C3)	●	●	●	
Non-Habitable	Exterior	Severe (C4-C5)			●	
Non-Habitable	Exterior	Mild (C2-C3)	●	●	●	○
All Projects	Interior	Moderate Interior (C3-4)			●	
All Projects	Interior	General Interior (C1-C2)	●	●	●	○

● Steel Shield and Alumi Shield Warranties available.

○ Non Warrantable.

1. For more information about project conditions, corrosivity zones and corrosion rates refer to duluxpowders.com.au/warranties

2. Primers may be required for perforated and expanded aluminium and steel applications depending on project conditions. For full system requirements refer to duluxpowders.com.au/warranties

3. Duralloy and Precious are only suitable for coastal, river and lake salt water environments >100m from the high tide and are NOT suitable in strongly acidic or caustic environments so the pH must be between 5 and 9

4. Protecture is only suitable for coastal, river and lake salt water environments >10m from the high tide and is NOT suitable in strongly acidic or caustic environments so the pH must be between 5 and 9.

For more information on specifying the right product for your project, call 13 24 99 or visit duluxpowders.com.au

Warranted Performance

All Dulux Duralloy, Precious and Protecture powder coat products are backed by product specific warranties on:

- Architectural aluminium, including perforated aluminium and expanded aluminium
- Mild steel, bright/semi bright steel, black steel and blue steel

	Warranty	Duralloy	Precious	Protecture
Alumi Shield™ Warranty	Aluminium Durability	10 Years	10 Years	15 Years
	Aluminium Colour	10 Years	10 Years	15 Years
Steel Shield™ Warranty	Steel Corrosion	Up to 10 Years	Up to 10 Years	Up to 10 Years
	Steel Colour	10 Years	10 Years	15 Years

Warranties are made up of a colour warranty (for fade and chalking), durability warranty (film integrity for aluminium only), and corrosion warranty (for steel only). They are only valid when applied by a Dulux Accredited Powder Coater to the warranty specification on recommended project types and conditions.

For more information visit duluxpowders.com.au/warranties

Dulux Accredited Powder Coaters

Only Dulux Accredited Powder Coaters are able to issue our Dulux Alumi Shield™ and Steel Shield™ warranties after demonstrating their capability to meet stringent quality conditions and international standards.



For more information visit duluxpowders.com.au/accredited

CustomColour™

Our Architectural Colour Selector cards feature our range of stocked, readily available products and colours. If you cannot find the colour you require in a particular product, Dulux offer a premium CustomColour™ service. Call 13 24 99 or visit duluxpowders.com.au

Advice Line

Our dedicated consultants can help simplify the specification process, saving you time and money by providing the right coating advice for your project. Call 13 24 99 or visit duluxpowders.com.au

Offices

Australia

Dulux Powder Coatings
1-15 Pound Road West, Dandenong South VIC 3175
T (61) 3 8787 4500

New Zealand

Dulux Powder Coatings
31B Hillside Road, Glenfield, Auckland 0627
T (64) 4 896 0911

Singapore

DGL International Powder Coatings
1 Commonwealth Lane #09-19,
One Commonwealth, Singapore 149544
T (65) 6 8381 010

China

DGL International Powder Coatings
Room 406, No.8, Lane 1977, JinShaJiang Road,
Shanghai, China, PC 200333
T (86) 21 6173 8800